

2024 annual report to the Community

# Gawler Primary School

Gawler Primary School number: 141

Partnership: Greater Gawler



School principal:

  
Celeste Matthews



Date of endorsement:

28/01/2025

# Context Statement

Gawler Primary School caters for students from R-6. At the time of this report, the enrolment in 2024 is 186. Gawler Primary School is classified as Category 3 on the Department for Education Index of Educational Disadvantage. At the time of this report, the school population includes 9% Aboriginal students, 16% students with disabilities, 2% children/young people in care. Further information about the school is available on the school's website (including its context statement), as well as the My School website.

Data Source: Department for Education data holdings from Mid census captured in AUGUST 2024.

## Governing Council Report

Our AGM was held on Monday 26<sup>th</sup> February followed by our first Governing Council meeting for 2024. Louise Egan was voted in as the new Governing Council Chairperson and she welcomed Karryn Przibilla as our new Deputy Principal. Ordinary meetings were held twice a term on a Monday afternoon in weeks 4 and 8, with an alternating 3:45pm and then 5:00pm start to accommodate working members of the Governing Council.

Our sub committees were Fundraising, OSHC and Finance.

Some of the 2024 highlights include: Stephanie Docherty, Kayla Clausen and Amanda Fountain being made .6 permanent, ensuring continuity of staff across the site for years to come, well supported Fundraising efforts across the year, a 'can' drive to support Gawler Riverside Salvation Army (we aimed to collect 200 cans but donations blew out to an amazing 680!!!). I think one of the biggest highlights was hosting a Regional National Lego League competition at our site. Coupled with this, one of our Lego League Teams (Code Blue 1) won the competition and this guaranteed them a place in the National competition in Sydney. Four staff and seven students travelled to Sydney to participate against 43 other teams. All who attended had the most fabulous time including the opportunity to visit the Sydney Opera House and the Sydney Aquarium. It would not have been possible without the incredible fundraising efforts from our school community.

I would like to thank all of our Governing Council members who volunteer their time to support the Principal with school matters. I would also like to encourage other parents of our school community to consider joining Governing Council in the future.

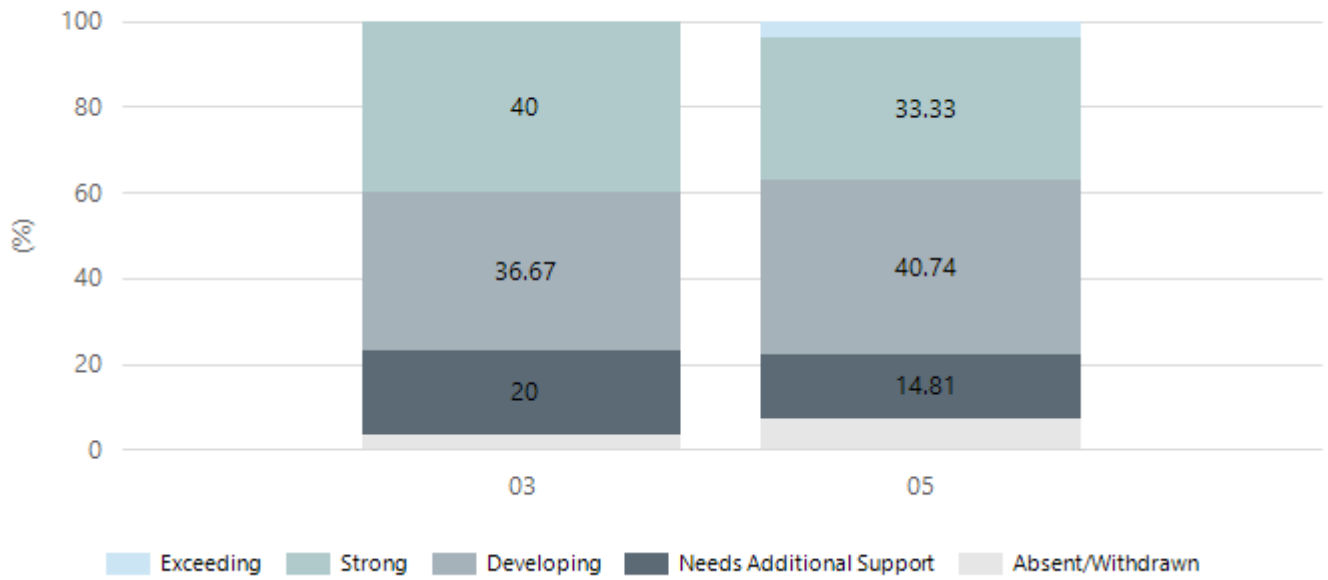
Louise Egan  
Governing Council Chairperson  
Gawler Primary School

## Performance Summary

### NAPLAN Proficiency

In 2023 the Australian Curriculum, Assessment and Reporting Authority (ACARA) - a Commonwealth Independent statutory authority - announced changes to NAPLAN performance reporting. The new approach replaces the previous numerical NAPLAN bands and the national minimum standard.

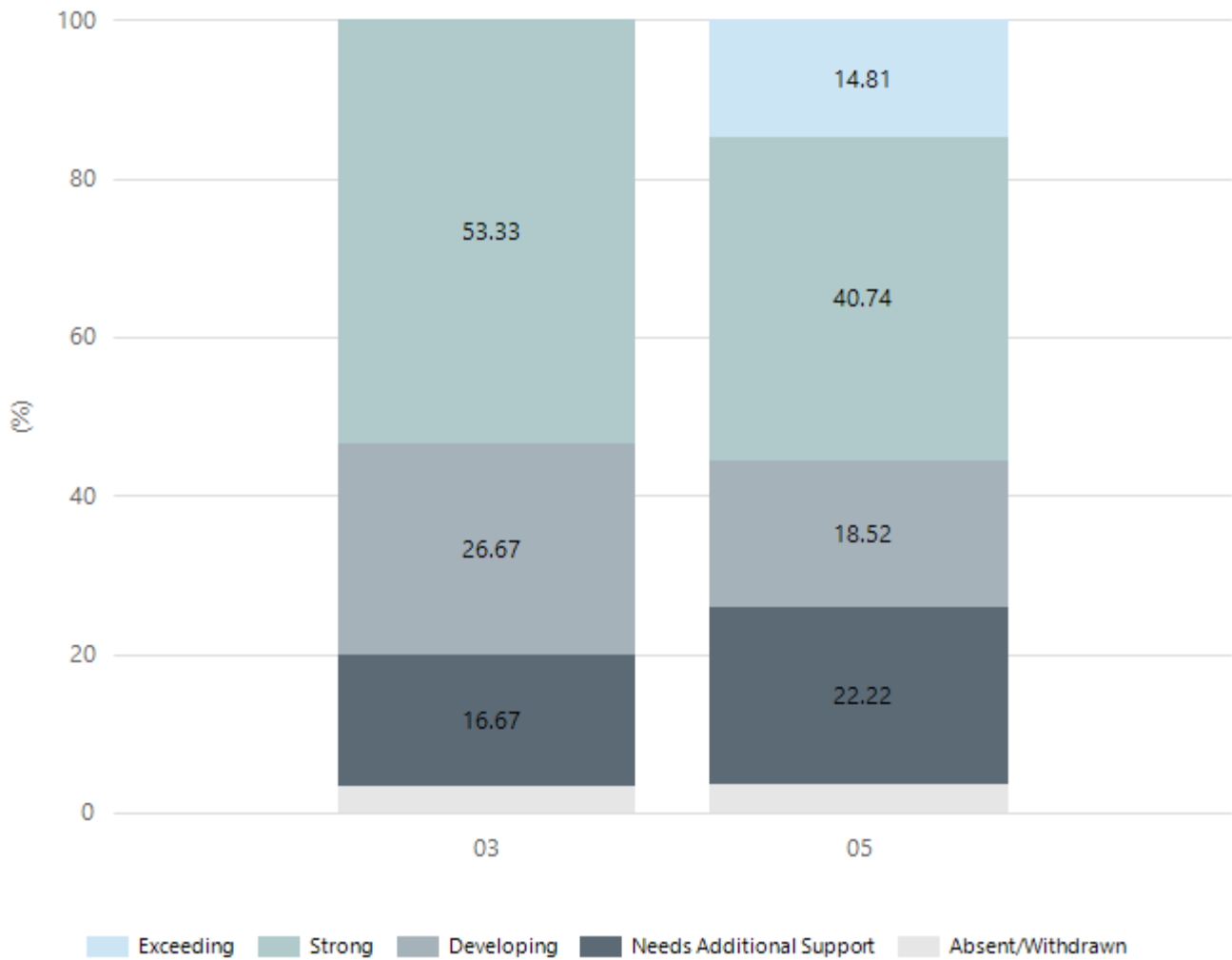
## Numeracy



Year Level	03	05
Exceeding		1
Strong	12	9
Developing	11	11
Needs Additional Support	6	4
Absent/Withdrawn	1	2
Total	30	27

Data Source: Department for Education Assessment Data Holdings, 2024. If there are less than 6 students who sat NAPLAN in a school, no information will be shown. If a year level has less than 6 students, that year level will not be shown in NAPLAN results.

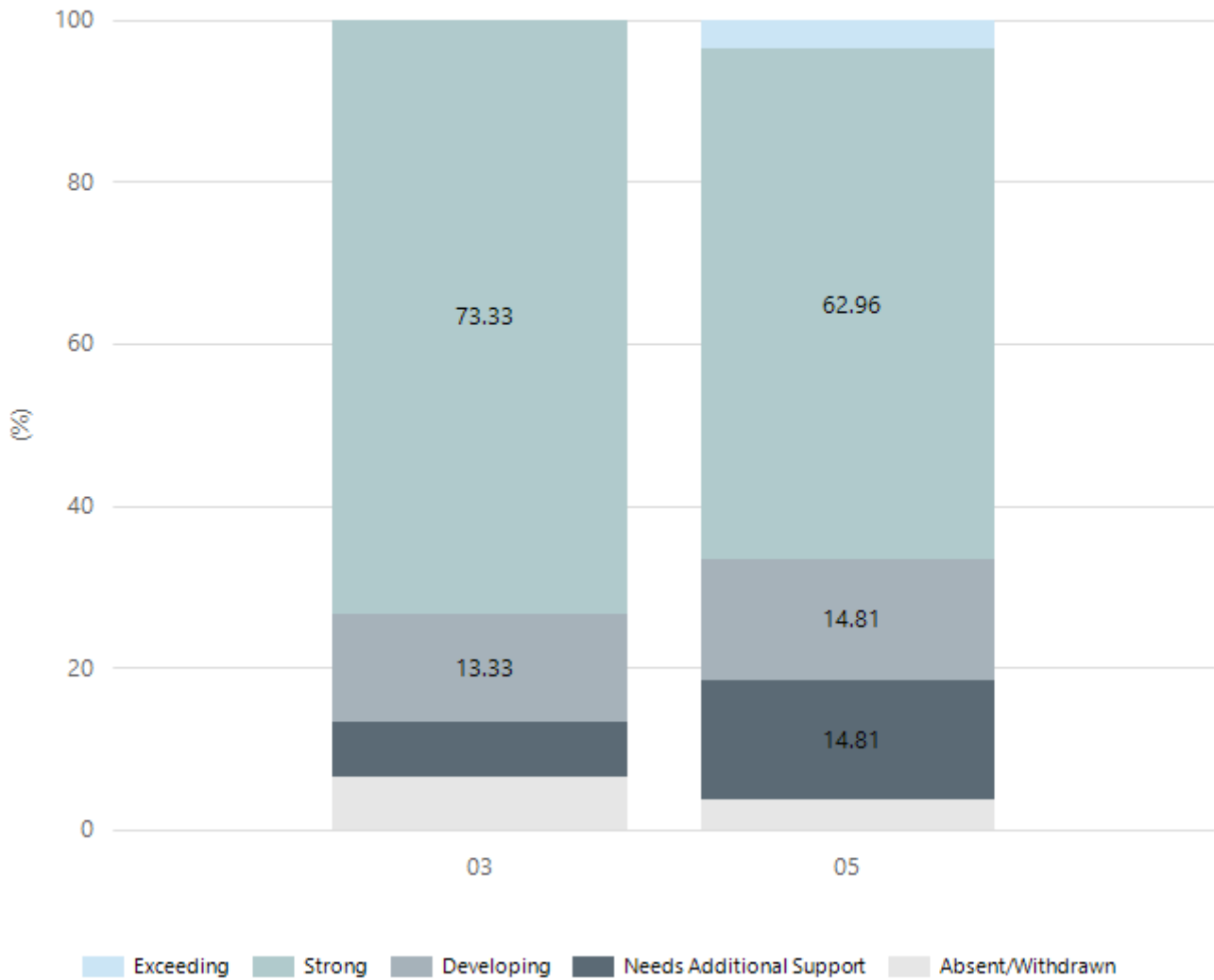
## Reading



Year Level	03	05
Exceeding		4
Strong	16	11
Developing	8	5
Needs Additional Support	5	6
Absent/Withdrawn	1	1
Total	30	27

Data Source: Department for Education Assessment Data Holdings, 2024. If there are less than 6 students who sat NAPLAN in a school, no information will be shown. If a year level has less than 6 students, that year level will not be shown in NAPLAN results.

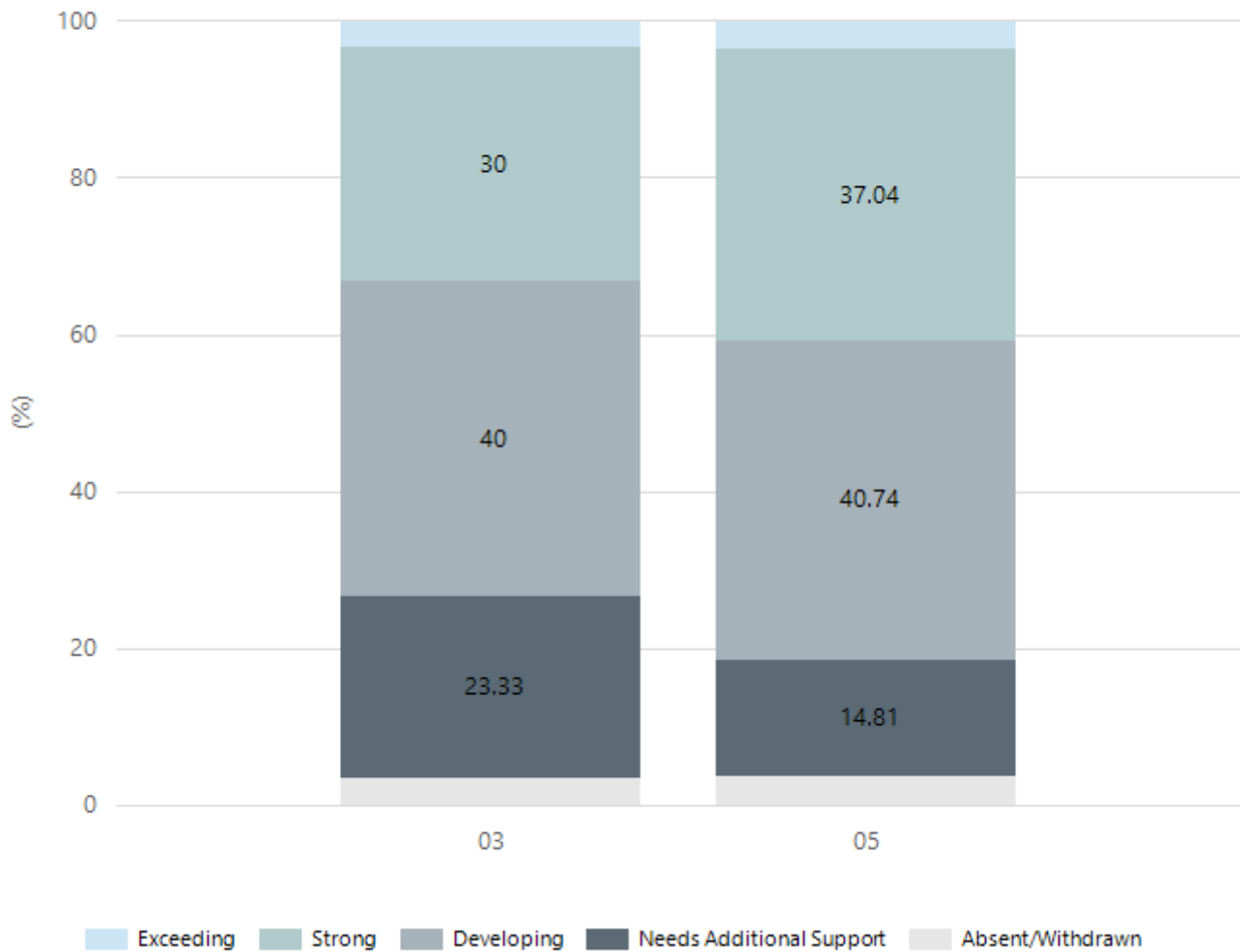
## Writing



Year Level	03	05
Exceeding		1
Strong	22	17
Developing	4	4
Needs Additional Support	2	4
Absent/Withdrawn	2	1
Total	30	27

Data Source: Department for Education Assessment Data Holdings, 2024. If there are less than 6 students who sat NAPLAN in a school, no information will be shown. If a year level has less than 6 students, that year level will not be shown in NAPLAN results.

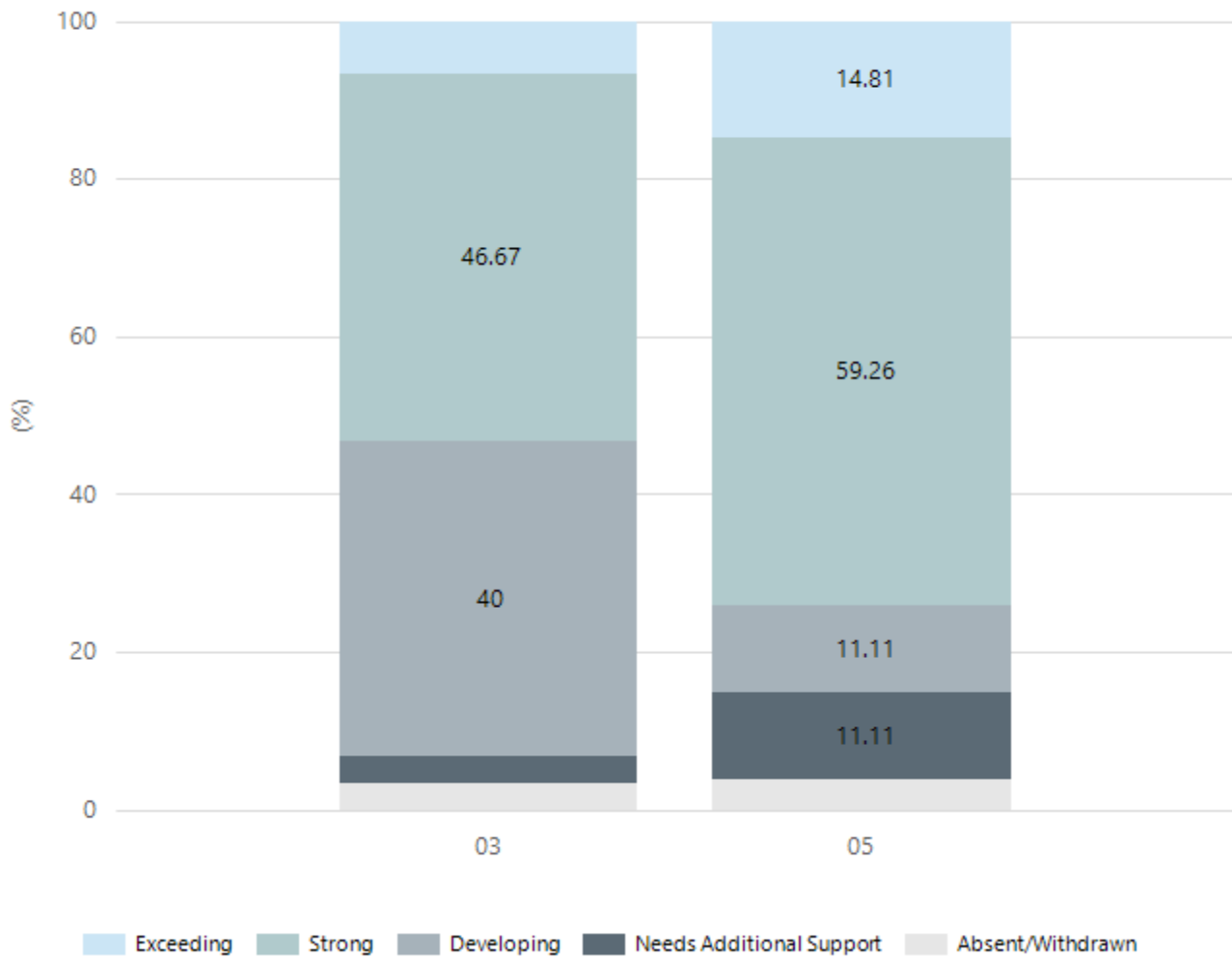
## Grammar



Year Level	03	05
Exceeding	1	1
Strong	9	10
Developing	12	11
Needs Additional Support	7	4
Absent/Withdrawn	1	1
Total	30	27

Data Source: Department for Education Assessment Data Holdings, 2024. If there are less than 6 students who sat NAPLAN in a school, no information will be shown. If a year level has less than 6 students, that year level will not be shown in NAPLAN results.

## Spelling



Year Level	03	05
Exceeding	2	4
Strong	14	16
Developing	12	3
Needs Additional Support	1	3
Absent/Withdrawn	1	1
Total	30	27

Data Source: Department for Education Assessment Data Holdings, 2024. If there are less than 6 students who sat NAPLAN in a school, no information will be shown. If a year level has less than 6 students, that year level will not be shown in NAPLAN results.

## School Attendance

Year Level	2022	2023	2024
Reception	85.6%	85.1%	88.0%
Year 01	83.5%	89.3%	87.2%
Year 02	87.1%	89.2%	87.0%
Year 03	82.9%	89.9%	90.6%
Year 04	86.4%	93.0%	89.7%
Year 05	83.8%	89.7%	90.0%
Year 06	90.3%	87.1%	88.4%
Total	85.8%	89.3%	88.8%

Data Source: Department for Education Attendance Data, Semester 1 Report 2024. A blank cell indicates there were no students enrolled. 'Primary Other' includes students enrolled in specialised education options. 'Secondary Other' includes students who have already spent a year at Year 12 and elected to undertake further study at Year 12.

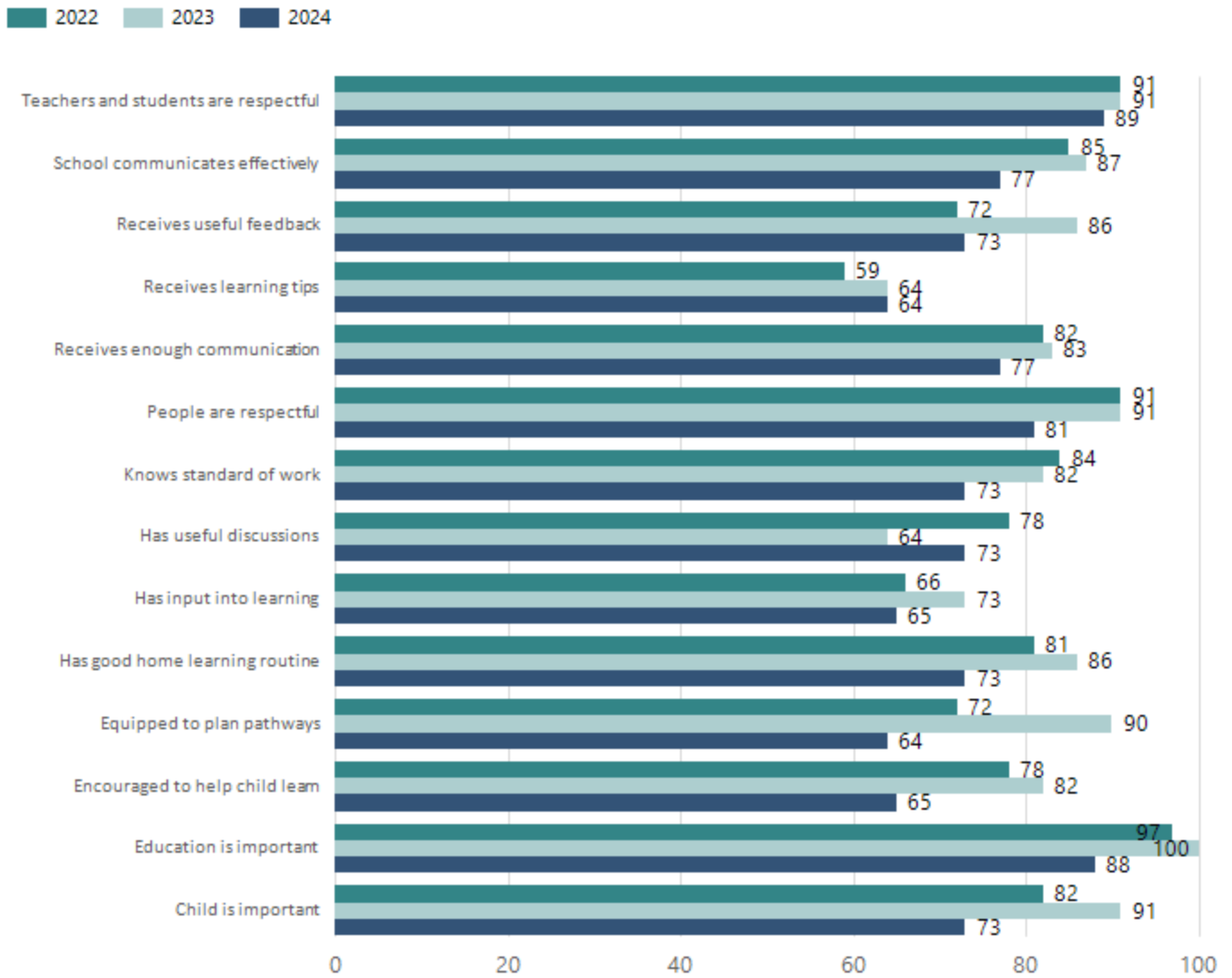
## Attendance Comment

In South Australia, all children and young people must be in school from 6 years to 16 years old. They must attend a government or non-government school full time. From age 16 to 17 however, young people must attend school or an approved learning program (such as an apprenticeship, traineeship, accredited course or university). Schools and parents must encourage and support students to come to school every day. Parents and caregivers must make sure their child is enrolled in a school, and attends school all day and everyday it is open, unless a child is sick or has an approved exemption. Teachers and leaders actively follow up when a student misses school, including recording all absences and non-attendance. All schools in South Australia have local attendance procedures governed under the Education and Children's Services Regulations 2020.



# School Parent Opinion Survey Results

Proportion of agree/strongly agree response(%)



Data Source: 2024 Department for Education Parent Opinions Survey, Term 3 2024.

## Intended Destination

Leave Reason	Number	%
NG - ATTENDING NON-GOV SCHOOL IN SA	2	17.0%
NS - LEFT SA FOR NSW	1	8.0%
QL - LEFT SA FOR QLD	3	25.0%
TG - TRANSFERRED TO SA GOVERNMENT SCHOOL	5	42.0%
VI - LEFT SA FOR VIC	1	8.0%

Data Source: Department for Education Destination Data Report, 2024. Data extract term 3 2024. Data shows recorded destinations for students that left the school in the previous year. Data is uploaded by schools in term 3 and may not reflect final or total figures at time of report creation.

## Highest Qualifications held by the teaching workforce and workforce composition

All teachers at this school are qualified and registered with the SA Teachers Registration Board.

Qualification Level	Number of Qualifications
Bachelor's degrees or Diplomas	10
Postgraduate Qualifications	2

Data Source: Data extracted from Mandatory Workforce Information Collections as on the last pay date of June 2024. As self-reported by staff in the system.

Please note: Data includes staff who are Actively employed and on extended paid leave. Please note only the highest qualification of the Teaching staff is reported. Excludes any number of other certifications earned.

### Workforce composition including indigenous staff

	Teaching Staff		Non-Teaching Staff	
	Indigenous	Non-Indigenous	Indigenous	Non-Indigenous
Full-Time Equivalents	0.0	11.2	0.8	7.8
Persons	0.0	12.0	1.0	10.0

Data Source: Data extracted from Mandatory Workforce Information Collection as on the last pay date of June 2024.

Please note: Data includes staff who are actively employed and on extended paid leave. "Indigenous category" is self-reported by staff in the system.

## Financial Statement

Funding Source	Amount
Grants: State	2,532,987.14
Grants: Commonwealth	
Parent Contributions	70,579.65
Fund Raising	23,568.09
Other	15,607.56

Data Source: School supplied data.